

# HAPA

Catalogue 2025

Priser i DKK inklusive moms  
Komplet katalog se:  
[www.hapa.design](http://www.hapa.design)

# HAPA

## WHO WE ARE

Hapa is a manufacturer and pioneering brand that was created to unbalance the market in favor of customers and the planet. We orchestrate the entire journey – from conceptualization and manufacturing to timely delivery from our factory to our customers.

Drawing upon extensive industrial expertise in faucet development and production, our product range is crafted and designed in Portugal, boasting a remarkable versatility that seamlessly aligns with diverse environments and preferences.

We are unwaveringly committed to significantly reducing the ecological footprint, prioritizing both customer satisfaction and the planet, since we believe that beauty should never compromise sustainability:

**Nature leads the way, we just help.**



## Catalogue Index Índice do Catálogo

Finishes 6

Symbology and Technologies 10

### C35 Collection


- Basin 12
- Shower 15
- Bath 18
- Complements 22
- Thermostatic 28

### 316 INOX Collection

- Basin Lavatório 34
- Shower Duche 37

INTERNAL PARTS 45

WARRANTY 46



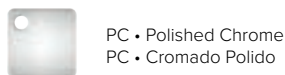
# FINISHES ACABAMENTOS




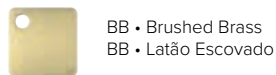
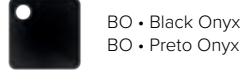
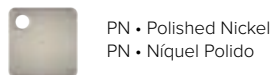
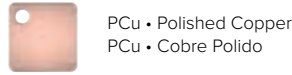
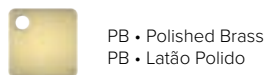
**FINISHES GROUP** GRUPO DE ACABAMENTOS

All the articles with finishes were subjected to durability and resistance tests.  
 Todos os artigos com acabamentos foram sujeitos a teste de durabilidade e resistência.

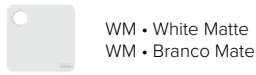
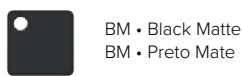
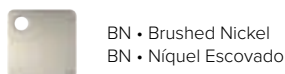
**Group 1** Production lead time: 7 weeks  
 Grupo 1



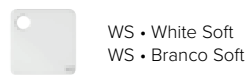

**Group 2** Production lead time: 7 weeks  
 Grupo 2



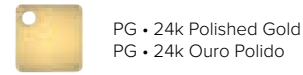
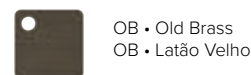
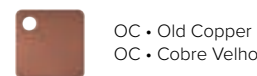
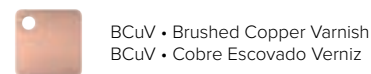
**Group 3** Production lead time: 7 weeks  
 Grupo 3



**Group 4** Production lead time: 7 weeks  
 Grupo 4

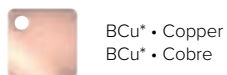
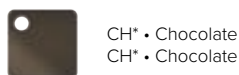
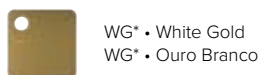


**Group 5** Production lead time: 7 weeks  
 Grupo 5



**Group 6** Production lead time: 13 weeks  
 Grupo 6

\* Can be polished or brushed  
 Podem ser polidos ou escovados



**Group 7** Production lead time: 6 weeks  
 Grupo 7



## NATURAL COLORS CORES NATURAIS

**The finish that ages with time.** This type of unprotected finish has the metal in their natural state and can be made with raw brass or raw copper that will oxidising organically. Every item has unique appearance and results from their use and surrounding environment.

O acabamento que envelhece com o tempo.

Este tipo de acabamento desprotegido tem o metal no seu estado natural e pode ser feito em latão bruto ou cobre bruto que irá oxidar organicamente. Cada item tem a aparência única e resulta de seu uso e ambiente circundante.



## VARNISHED ENVERNIZADOS

**The smooth finish.** The varnished finishes are smooth and matte. The paint or lacquer it's applied with a blast gun, to give an extra resistance to abrasion of the material. Not recommended for the outdoor use or cleaning with abrasive detergents.

O acabamento liso.

Os acabamentos envernizados são lisos e mate. A tinta ou laca é aplicada com pistola de jateamento, para dar uma resistência extra à abrasão do material. Não recomendado para uso externo ou limpeza com detergentes abrasivos.



## GALVANIC PLATING REVESTIMENTO GALVÂNICO

**The everyday finish.** The traditional finishes and one of the most common used. An electrodeposition plating it's made in the brass to obtain a layer with enough thickness to withstand abrasion and it's very easy to maintain.

O acabamento diário.

Os acabamentos tradicionais e mais utilizados. Um chapeamento de eletrodeposição é feito no latão para obter uma camada com espessura suficiente para resistir à abrasão e é muito fácil de manter.



## GOLD OURO

### The luxurious finish.

With a Champagne Rosé or with a 24K Gold plating, this type of finish it's not for the average. Not recommended for outdoor use and can change it's brightness over time.

O acabamento luxuoso.

Com um Champagne Rosé ou com um banho de Ouro 24K, este tipo de acabamento não é para os medianos. Não recomendado para uso externo e pode alterar o seu brilho ao longo do tempo.



## PVD PVD

### The indestructible finish.

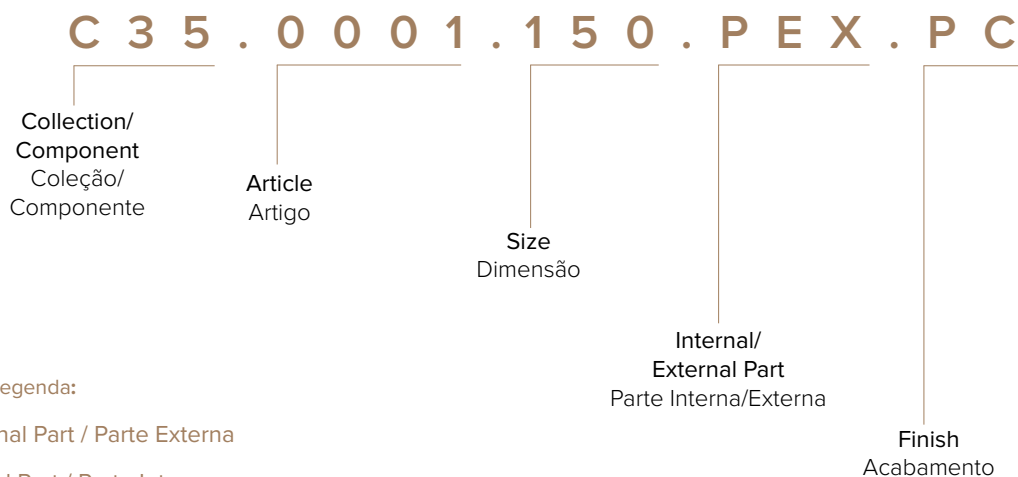
PVD it's a Physical Vapor Deposition of particules that fuses with the material, creating an high level of hardness and exceptional resistance to corrosion. The resistance atmospheric agents and cleaning detergents abrasion makes it suitable for outdoor use and it's very easy to maintain.

O acabamento indestrutível.

PVD é uma Deposição Física de Vapor de partículas que se funde com o material, criando um alto nível de dureza e excepcional resistência à corrosão. A resistência aos agentes atmosféricos e à abrasão dos detergentes de limpeza torna-o adequado para utilização no exterior e é muito fácil de manter.



## PRODUCT ID CODE CÓDIGO DE IDENTIFICAÇÃO DO PRODUTO



**CAPTION** Legenda:

**PEX** External Part / Parte Externa



































**PIT** Internal Part / Parte Interna

**BOX** Internal Part W/ Box / Parte Interna C/ Caixa



KTC.0007

## SIMBOLOGY SIMBOLOGIA

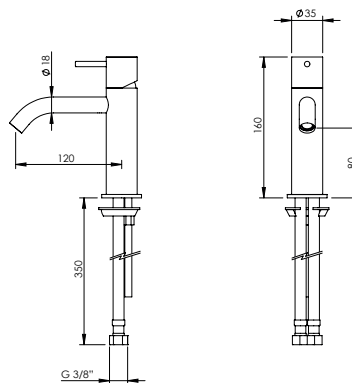
	Cartridge Ø25 Cartucho Ø25		Hand Shower Holder Suporte Chuveiro de Mão		Easy Assembly Fácil Montagem
	Cartridge Ø35 Cartucho Ø35		Adjustable Column Coluna Ajustável		Thermostatic Termostático
	Flow Rate Caudal		Fixed Column Coluna Fixa		Vernet Vernet
	Vertical Open Abertura Vertical		Head Shower Chuveiro de Parede		Sustainable Sustentável
	Ecologic Open Abertura Ecológica		Ceiling Shower Chuveiro de Teto		Recyclable Reciclável
	Mixture Mistura		Clic-Clac Waste Válvula Clic-Clac		100% Brass 100% Latão
	Headworks Flühs Castelo Flühs		Thermostatic Cartridge Cartucho Termostático		Tightness Estanquicidade
	90° Open Abertura 90°		Thermostatic Cartridge Coaxial Cartucho Termostático Coaxial		Non-return Valve Válvula Anti-Retorno
	360° Open Abertura 360°		Hand Shower Tomada de Água		Diverter Inversor
	Progressive 90° Open Abertura 90° Progressiva		Silicone Shower Hose Flexível de Silicone P/ Duche		Aerator Aerador
	Hand Shower Chuveiro de Mão		Anti-Twist Anti-Torção		316 Inox 316 Inox
	GEberit Sigma 8/12x GEBERIT Sigma 8/12x				



C35

### CURVE SPOUT SINGLE LEVER BASIN TAP

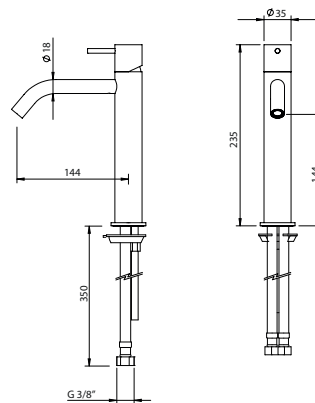
Monocomando Lavatório Bica Curva



FINISHES Acabamentos						
G1	G2	G3	G4	G5	G6	
C35.0001	2.944,- kr.	3.469,- kr.	3.675,- kr.	4.200,- kr.	5.157,- kr.	5.888,- kr.

### CURVE SPOUT SINGLE LEVER BASIN MEDIUM TAP

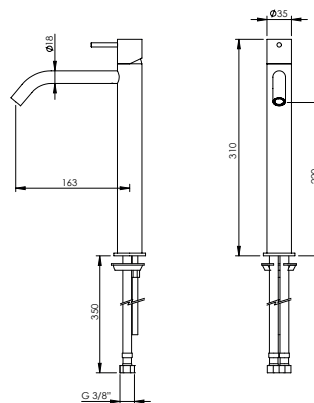
Monocomando Lavatório Médio Bica Curva



FINISHES Acabamentos						
G1	G2	G3	G4	G5	G6	
C35.0003	3.732,- kr.	4.388,- kr.	4.669,- kr.	5.325,- kr.	6.525,- kr.	7.463,- kr.

### CURVE SPOUT SINGLE LEVER BASIN HIGH TAP

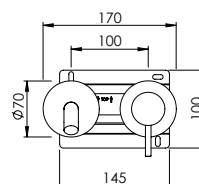
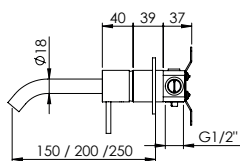
Monocomando Lavatório Alto Bica Curva



FINISHES Acabamentos						
G1	G2	G3	G4	G5	G6	
C35.0004	4.275,- kr.	5.025,- kr.	5.344,- kr.	6.113,- kr.	7.482,- kr.	8.551,- kr.

### HORIZONTAL CONCEALED 2 HOLE SINGLE LEVER CURVE SPOUT 45° EC

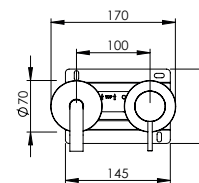
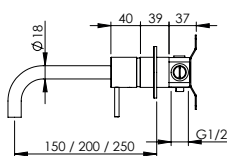
Monocomando Lavatório Encastar Horizontal Bica Curva 45° 2 Furos EC



PIT INTERNAL PART Parte Interna	PEX EXTERNAL PART Parte Externa	FINISHES Acabamentos					
		G1	G2	G3	G4	G5	G6
C35.0009.PIT 2.681,- kr.	C35.0009.150.PEX C35.0009.200.PEX C35.0009.250.PEX	2.850,- kr.	3.356,- kr.	3.563,- kr.	4.069,- kr.	4.988,- kr.	5.700,- kr.
		2.850,- kr.	3.356,- kr.	3.563,- kr.	4.069,- kr.	4.988,- kr.	5.700,- kr.
		2.850,- kr.	3.356,- kr.	3.563,- kr.	4.069,- kr.	4.988,- kr.	5.700,- kr.

### HORIZONTAL CONCEALED 2 HOLE SINGLE LEVER CURVE SPOUT 90° EC

Monocomando Lavatório Encastar Horizontal Bica Curva 90° 2 Furos EC



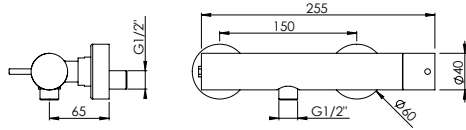
PIT INTERNAL PART Parte Interna	PEX EXTERNAL PART Parte Externa	FINISHES Acabamentos					
		G1	G2	G3	G4	G5	G6
C35.0034.PIT 2.681,- kr.	C35.0034.150.PEX C35.0034.200.PEX C35.0034.250.PEX	2.850,- kr.	3.356,- kr.	3.563,- kr.	4.069,- kr.	4.988,- kr.	5.700,- kr.
		2.850,- kr.	3.356,- kr.	3.563,- kr.	4.069,- kr.	4.988,- kr.	5.700,- kr.
		2.850,- kr.	3.356,- kr.	3.563,- kr.	4.069,- kr.	4.988,- kr.	5.700,- kr.



**SHOWER**  
DUCHE

## SINGLE LEVER SHOWER TAP

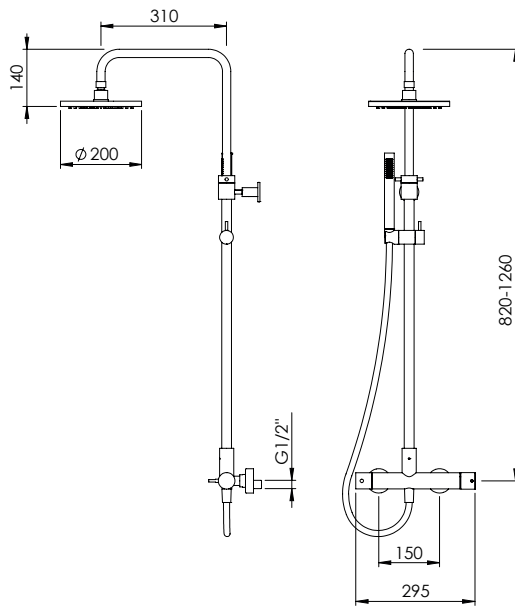
Monocomando Duche



FINISHES Acabamentos						
	G1	G2	G3	G4	G5	G6
C35.0017						
	4.257,- kr.	5.007,- kr.	5.325,- kr.	6.075,-	7.444,- kr.	8.513,- kr.

## ADJUSTABLE ARM SHOWER COLUMN W/ SIDE INVERTER

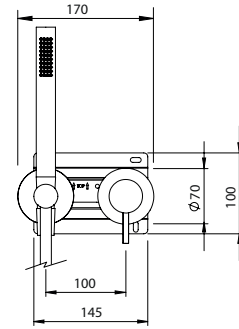
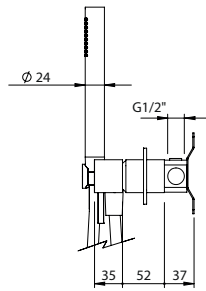
Coluna Duche Braço Ajustável C/ Inversor Lateral e Suporte Duche



FINISHES Acabamentos						
	G1	G2	G3	G4	G5	G6
C35.0018						
	15.264,- kr.	17.964,- kr.	19.089,- kr.	21.808,- kr.	26.721,- kr.	30.527,- kr.

## CONCEALED SINGLE LEVER SHOWER EC

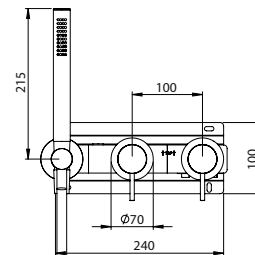
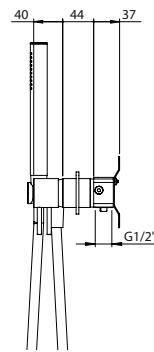
Monocomando Duche Encastrar EC



		FINISHES Acabamentos					
<b>PIT</b> INTERNAL PART Parte Interna	<b>PEX</b> EXTERNAL PART Parte Externa	<b>G1</b>	<b>G2</b>	<b>G3</b>	<b>G4</b>	<b>G5</b>	<b>G6</b>
C35.0022.PIT 2.681,- kr.	C35.0022.PEX	3.882,- kr.	4.575,- kr.	4.857,- kr.	5.550,- kr.	6.788,- kr.	7.763,- kr.

## HORIZONTAL CONCEALED SINGLE LEVER SHOWER 2 OUTLETS W/ HAND SHOWER EC

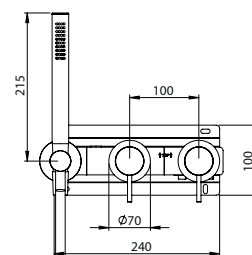
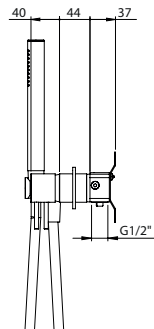
Monocomando Duche Encastrar Horizontal 2 Saídas C/ Chuveiro de Mão EC



		FINISHES Acabamentos					
<b>PIT</b> INTERNAL PART Parte Interna	<b>PEX</b> EXTERNAL PART Parte Externa	<b>G1</b>	<b>G2</b>	<b>G3</b>	<b>G4</b>	<b>G5</b>	<b>G6</b>
C35.0023.PIT 4.463,- kr.	C35.0023.PEX	5.363,- kr.	6.300,- kr.	6.713,- kr.	7.669,- kr.	9.394,- kr.	10.726,- kr.

## HORIZONTAL CONCEALED SINGLE LEVER SHOWER 3 OUTLETS W/ HAND SHOWER EC

Monocomando Duche Encastrar Horizontal 3 Saídas C/ Chuveiro de Mão EC



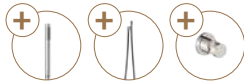
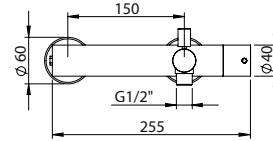
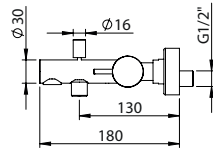
		FINISHES Acabamentos					
<b>PIT</b> INTERNAL PART Parte Interna	<b>PEX</b> EXTERNAL PART Parte Externa	<b>G1</b>	<b>G2</b>	<b>G3</b>	<b>G4</b>	<b>G5</b>	<b>G6</b>
C35.0024.PIT 4.932,- kr.	C35.0024.PEX	5.363,- kr.	6.300,- kr.	6.713,- kr.	7.669,- kr.	9.394,- kr.	10.726,- kr.



**BATH**  
**BANHEIRA**

**SINGLE LEVER BATH TAP**

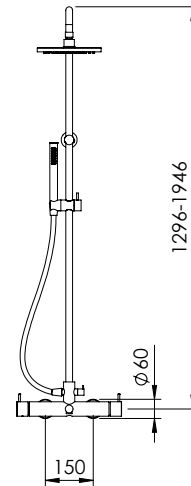
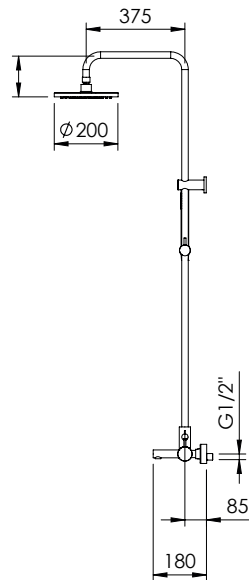
Monocomando Banheira



FINISHES Acabamentos						
	G1	G2	G3	G4	G5	G6
C35.0025						
	6.282,- kr.	7.388, kr.	7.857,- kr.	8.982,- kr.	10.988,- kr.	12.563,- kr.

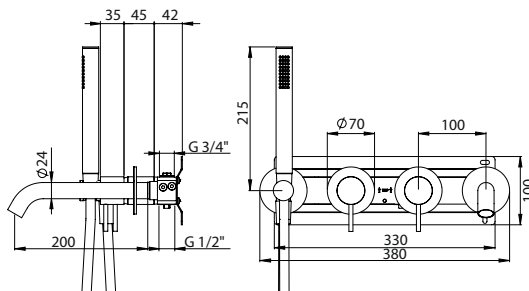
**ADJUSTABLE ARM BATH COLUMN W/ HAND SHOWER**

Coluna Banheira Braço Ajustável e Suporte Duche



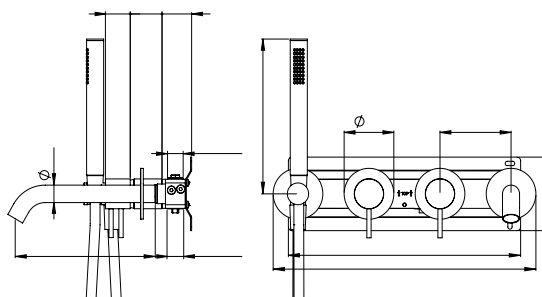
FINISHES Acabamentos						
	G1	G2	G3	G4	G5	G6
C35.0026						
	27.114,- kr.	31.896,- kr.	33.902,- kr.	38.740,- kr.	47.459,- kr.	54.191,- kr.

**HORIZONTAL CONCEALED SINGLE LEVER 2 OUTLETS W/ HAND SHOWER AND CURVE BATH SPOUT EC**  
 Monocomando Banheira Encastrar Horizontal 2 Saídas C/ Chuveiro de Mão e Bica De Banheira EC



PIT INTERNAL PART Parte Interna	PEX EXTERNAL PART Parte Externa	FINISHES Acabamentos					
		G1	G2	G3	G4	G5	G6
C35.0027.PIT 9.019,-	C35.0027.200.PEX	6.844,-	8.044,- kr.	8.551,- kr.	9.769,- kr.	11.982,- kr.	13.688,- kr.

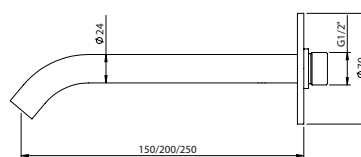
**HORIZONTAL CONCEALED SINGLE LEVER 3 OUTLETS W/ HAND SHOWER AND CURVE BATH SPOUT EC**  
 Monocomando Banheira Encastrar Horizontal 3 Saídas C/ Chuveiro de Mão e Bica De Banheira EC



PIT INTERNAL PART Parte Interna	PEX EXTERNAL PART Parte Externa	FINISHES Acabamentos					
		G1	G2	G3	G4	G5	G6
C35.0028.PIT 9.019,- kr.	C35.0028.200.PEX	6.844,- kr.	8.044,- kr.	8.551,- kr.	9.769,- kr.	11.982,- kr.	13.688,- kr.

## BATH WALL-MOUNTED CURVE SPOUT 45°

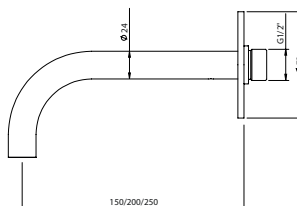
Bica Curva Banheira Encastrar 45°



	FINISHES Acabamentos					
	G1	G2	G3	G4	G5	G6
BIC.0009.150	2.531,- kr.	2.981,- kr.	3.169,- kr.	3.619,- kr.	4.425,- kr.	5.063,- kr.
BIC.0009.200	2.531,- kr.	2.981,- kr.	3.169,- kr.	3.619,- kr.	4.425,- kr.	5.063,- kr.
BIC.0009.250	2.531,- kr.	2.981,- kr.	3.169,- kr.	3.619,- kr.	4.425,- kr.	5.063,- kr.

## BATH WALL-MOUNTED CURVE SPOUT 90°

Bica Curva Banheira Encastrar 90°



	FINISHES Acabamentos					
	G1	G2	G3	G4	G5	G6
BIC.0010.150	2.531,- kr.	2.981,- kr.	3.169,- kr.	3.619,- kr.	4.425,- kr.	5.063,- kr.
BIC.0010.200	2.531,- kr.	2.981,- kr.	3.169,- kr.	3.619,- kr.	4.425,- kr.	5.063,- kr.
BIC.0010.250	2.531,- kr.	2.981,- kr.	3.169,- kr.	3.619,- kr.	4.425,- kr.	5.063,- kr.

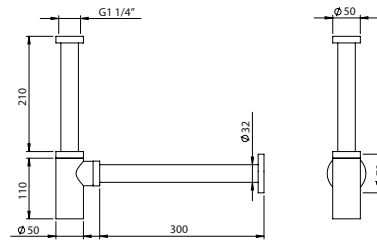


CHV.0002  
CHV.0009  
SIF.0001  
VAL.0011

# COMPLEMENTS

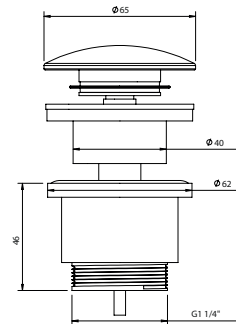
## COMPLEMENTOS

**SIPHON**  
Sifão Cilíndrico



FINISHES Acabamentos						
	G1	G2	G3	G4	G5	G6
SIF.0001						
	1.425,- kr.	1.669,-	1.781,- kr.	2.044,- kr.	2.494,- kr.	2.850,- kr.

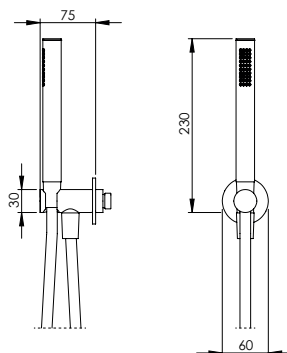
**CLIC CLAC WASTE VALVE SHORT**  
Válvula Clic Clac Short



FINISHES Acabamentos						
	G1	G2	G3	G4	G5	G6
VAL.0001						
	656,- kr.	769,- kr.	825,- kr.	938,- kr.	1.144,- kr.	1.313,- kr.

### HAND SHOWER W/ HOLDER AND HAND SHOWER

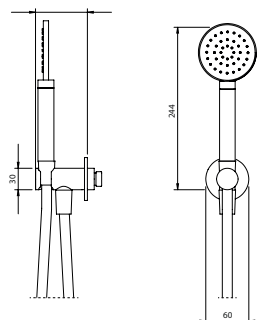
Tomada de Água C/ Suporte e Chuveiro de Mão



FINISHES Acabamentos						
	G1	G2	G3	G4	G5	G6
CHV.0001						
	3.206,- kr.	3.769,- kr.	4.013,- kr.	4.575,- kr.	5.607,- kr.	6.413,- kr.

### ROUND HANDSHOWER WITH SHOWER BRACKET

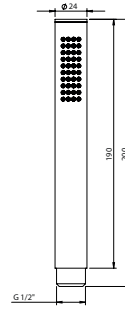
Chuveiro de Mão Redondo C/ Suporte Duche



FINISHES Acabamentos						
	G1	G2	G3	G4	G5	G6
CHV.0012						
	5.982,- kr.	7.032,- kr.	7.482,- kr.	8.551,- kr.	10.463,- kr.	11.963,- kr.

## HAND SHOWER

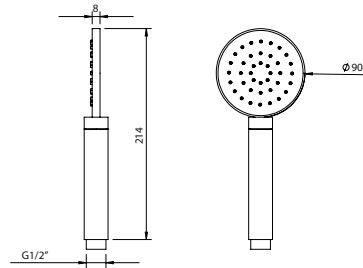
Chuveiro de Mão Cilíndrico



		FINISHES Acabamentos					
		G1	G2	G3	G4	G5	G6
CHV.0002							
		1.969,- kr.	2.325,- kr.	2.456,- kr.	2.813,- kr.	3.450,- kr.	3.938,- kr.

## ROUND HAND SHOWER

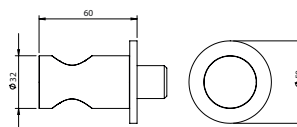
Chuveiro de Mão Redondo



		FINISHES Acabamentos					
		G1	G2	G3	G4	G5	G6
CHV.0013							
		3.732,- kr.	4.388,- kr.	4.669,- kr.	5.325,- kr.	6.525,- kr.	7.463,- kr.

### HAND SHOWER SUPPORT

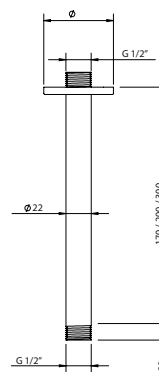
Suporte Chuveiro De Mão



FINISHES Acabamentos						
	G1	G2	G3	G4	G5	G6
CHV.0005	1.088,- kr.	1.275,- kr.	1.369,- kr.	1.556,- kr.	1.913,- kr.	2.175,- kr.

### CEILING STEM

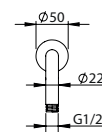
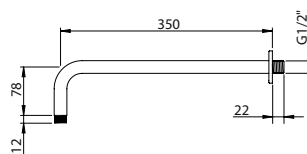
Haste Chuveiro Teto



FINISHES Acabamentos						
	G1	G2	G3	G4	G5	G6
CHV.0006.170	844,- kr.	994,- kr.	1.050,- kr.	1.200,- kr.	1.481,- kr.	1.688,- kr.
CHV.0006.200	1.069,- kr.	1.256,- kr.	1.331,- kr.	1.519,- kr.	1.875,- kr.	2.128,- kr.
CHV.0006.300	1.331,- kr.	1.575,- kr.	1.669,- kr.	1.894,- kr.	2.325,- kr.	2.663,- kr.

## WALL STEM

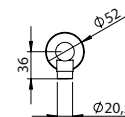

Haste Chuveiro Parede



FINISHES Acabamentos						
	G1	G2	G3	G4	G5	G6
CHV.0007						
	1.163,- kr.	1.369,- kr.	1.463,- kr.	1.669,- kr.	2.044,- kr.	2.325,- kr.

## STRAIGHT WALL STEM

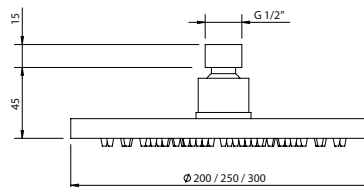
Haste Chuveiro Parede Reta



FINISHES Acabamentos						
	G1	G2	G3	G4	G5	G6
CHV.0008						
	1.650,- kr.	1.950,- kr.	2.063,- kr.	2.363,- kr.	2.888,- kr.	3.300,- kr.

## SHOWER HEAD

Prato De Duche



FINISHES Acabamentos						
	G1	G2	G3	G4	G5	G6
CHV.0009.200						
	2.096,- kr.	3.413,- kr.	3.638,- kr.	4.144,- kr.	5.082,- kr.	5.813,- kr.
CHV.0009.250						
	4.369,- kr.	5.138,- kr.	5.457,- kr.	6.244,- kr.	7.651,- kr.	8.738,- kr.
CHV.0009.300						
	7.144,- kr.	8.401,- kr.	8.926,- kr.	10.201,- kr.	12.507,- kr.	14.288,- kr.



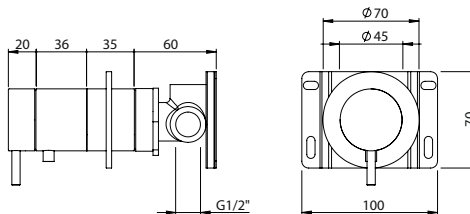
# THERMOSTATIC

## TERMOSTÁTICO

TMH.0003

**THERMOSTATIC MIXER 1 OUTLET**

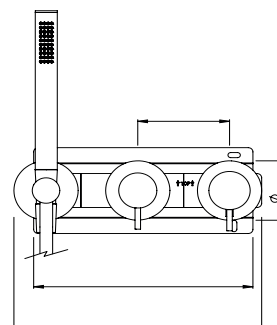
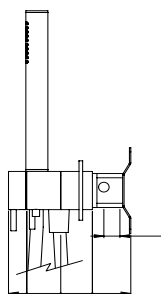
Monocomando Termostático 1 Saída



PIT	PEX	FINISHES Acabamentos					
		G1	G2	G3	G4	G5	G6
INTERNAL PART Parte Interna	EXTERNAL PART Parte Externa						
TMH.0001.PIT <b>3.788,- kr.</b>	TMH.0001.PEX	<b>1.556,- kr.</b>	<b>1.838,- kr.</b>	<b>1.950,- kr.</b>	<b>2.231,- kr.</b>	<b>2.719,- kr.</b>	<b>3.113,- kr.</b>
TMH.0001.BOX <b>4.238,- kr.</b>							

### THERMOSTATIC MIXER 2 OUTLETS W/ HAND SHOWER EC

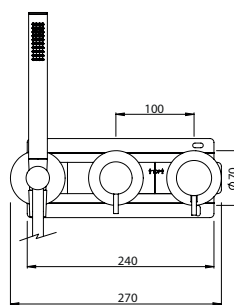
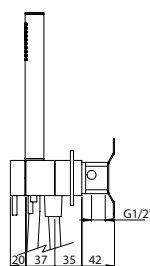
Monocomando Termostático 2 Saídas C/ Chuveiro de Mão EC



PIT INTERNAL PART Parte Interna	PEX EXTERNAL PART Parte Externa	FINISHES Acabamentos					
		G1	G2	G3	G4	G5	G6
TMH.0016.PIT 7.313,- kr.	TMH.0016.PEX	5.663,- kr.	6.657,- kr.	7.088,- kr.	8.082,- kr.	9.919,- kr.	11.326,- kr.

### THERMOSTATIC MIXER 3 OUTLETS W/ HAND SHOWER EC

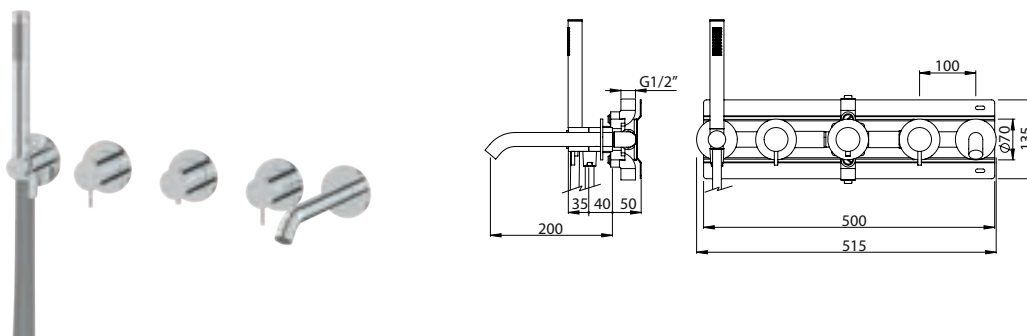
Monocomando Termostático 3 Saídas C/ Chuveiro de Mão EC



PIT INTERNAL PART Parte Interna	PEX EXTERNAL PART Parte Externa	FINISHES Acabamentos					
		G1	G2	G3	G4	G5	G6
TMH.0019.PIT 8.344,- kr.	TMH.0019.PEX	5.663,- kr.	6.657,- kr.	7.088,- kr.	8.082,- kr.	9.919,- kr.	11.326,- kr.

**BATH THERMOSTATIC MIXER 2 OUTLETS W/ HAND SHOWER AND BATH SPOUT W/ STOP VALVE EC**

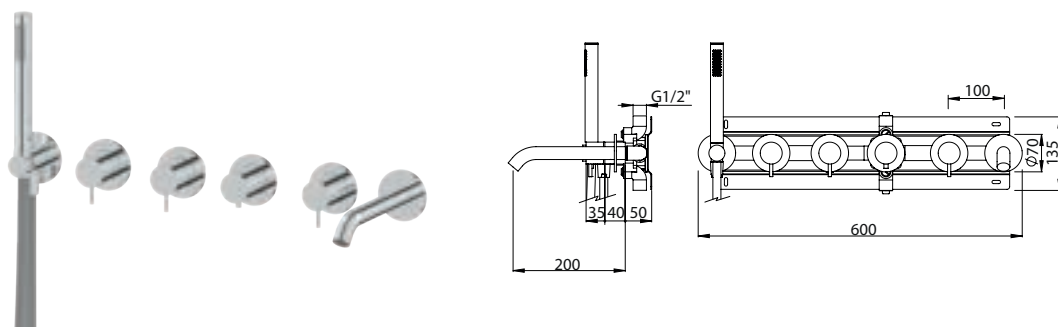
Monocomando Banheira Termostático 2 Saídas C/ Chuveiro de Mão e Bica C/ Válvula de Corte EC



PIT INTERNAL PART Parte Interna	PEX EXTERNAL PART Parte Externa	FINISHES Acabamentos					
		G1	G2	G3	G4	G5	G6
TMH.0017.PIT 10.707,- kr.	TMH.0017.PEX	9.319,- kr.	10.969,- kr.	11.645,- kr.	13.313,- kr.	16.314,- kr.	18.639,- kr.

**BATH THERMOSTATIC MIXER 3 OUTLETS W/ HAND SHOWER AND BATH SPOUT W/ STOP VALVE EC**

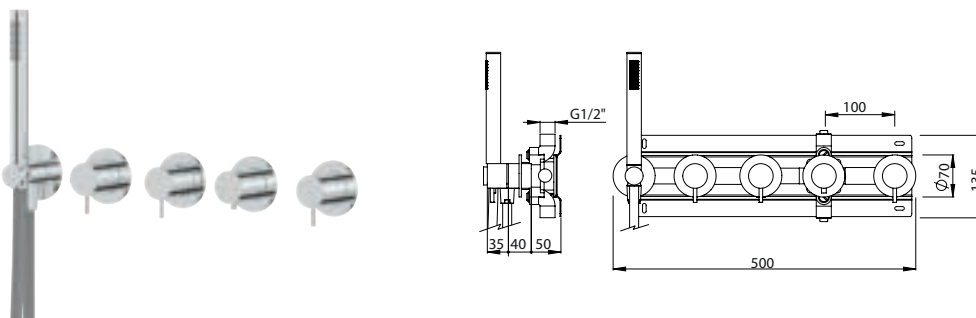
Monocomando Banheira Termostático 3 Saídas C/ Chuveiro de Mão e Bica C/ Passador EC



PIT INTERNAL PART Parte Interna	PEX EXTERNAL PART Parte Externa	FINISHES Acabamentos					
		G1	G2	G3	G4	G5	G6
TMH.0018.PIT 12.563,- kr.	TMH.0018.PEX	11.645,- kr.	13.707,- kr.	14.551,- kr.	16.632,- kr.	20.383,- kr.	23.289,- kr.

## BATH THERMOSTATIC MIXER 3 OUTLETS W/ HAND SHOWER W/ STOP VALVE EC

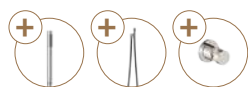
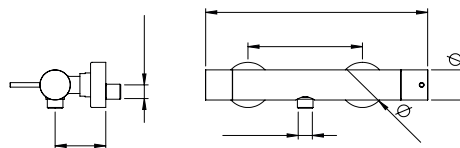
Monocomando Banheira Termostático 3 Saídas C/ Chuveiro de Mão C/ Válvula de Corte EC



PIT INTERNAL PART Parte Interna	PEX EXTERNAL PART Parte Externa	FINISHES Acabamentos					
		G1	G2	G3	G4	G5	G6
TMH.0020.PIT 12.301,- kr.	TMH.0020.PEX	9.319,- kr.	10.969,- kr.	11.645,- kr.	13.313,- kr.	16.314,- kr.	18.639,- kr.

## BIMANDO THERMOSTATIC SHOWER MIXER

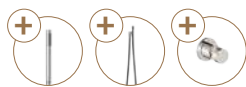
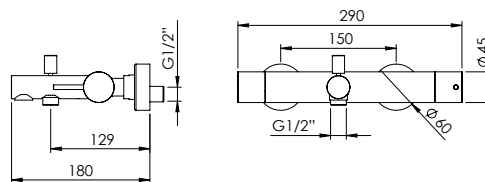
Monocomando Duche Termostático Bimando



TMH.0021	FINISHES Acabamentos					
	G1	G2	G3	G4	G5	G6
	7.651,- kr.	9.001,- kr.	9.563,- kr.	10.932,- kr.	13.388,- kr.	15.301,- kr.

### BIMANDO THERMOSTATIC BATH MIXER

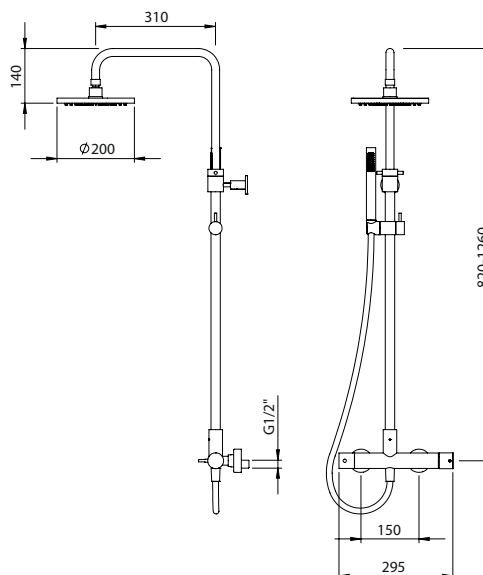
Monocomando Banheira Termostático Bimando



FINISHES Acabamentos						
G1	G2	G3	G4	G5	G6	
TMH.0022	8.326,- kr.	9.788,- kr.	10.407,- kr.	11.888,-	14.570,- kr.	16.651,- kr.

### ADJUSTABLE THERMOSTATIC SHOWER COLUMN BIMANDO

Coluna Duche Termostático Extensível Bimando



FINISHES Acabamentos						
G1	G2	G3	G4	G5	G6	
TMH.0024	16.782,- kr. €	19.745,- kr.	20.983,- kr.	23.983,- kr.	29.364,- kr.	33.565,- kr.

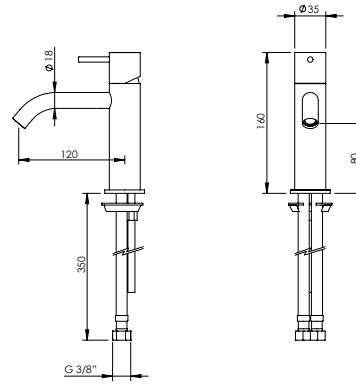


316.0063

INOX  
**316**

### CURVE SPOUT SINGLE LEVER BASIN TAP

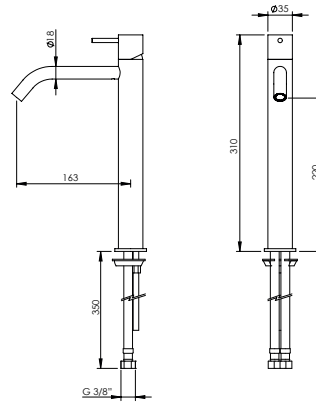
Monocomando Lavatório Bica Curva



FINISHES Acabamentos	
G7	G6
316.0002	6.769,- kr. 13.538,- kr.

### CURVE SPOUT SINGLE LEVER BASIN HIGH TAP

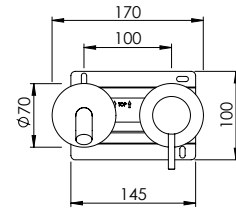
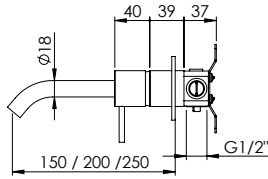
Monocomando Lavatório Alto Bica Curva



FINISHES Acabamentos	
G7	G6
316.0004	9.488,- kr. 18.976,- kr.

### HORIZONTAL CONCEALED 2 HOLE SINGLE LEVER CURVE SPOUT 45° EC

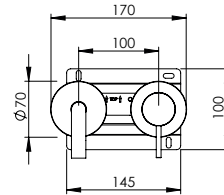
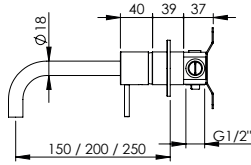
Monocomando Lavatório Encastrar Horizontal Bica Curva 45° 2 Furos EC



PIT INTERNAL PART Parte Interna	PEX EXTERNAL PART Parte Externa	FINISHES Acabamentos	
		G7	G6
316.0007.PIT 2.681,- kr. 316.0007.INOX.PIT 3.863,- kr.	316.0007.PEX	5.138,- kr.	PVD 10.276,- kr.

### HORIZONTAL CONCEALED 2 HOLE SINGLE LEVER CURVE SPOUT 90° EC

Monocomando Lavatório Encastrar Horizontal Bica Curva 90° 2 Furos EC




PIT INTERNAL PART Parte Interna	PEX EXTERNAL PART Parte Externa	FINISHES Acabamentos	
		G7	G6
316.0065.PIT 2.681,- kr. 316.0065.INOX.PIT 3.863,- kr.	316.0065.PEX	5.138,- kr.	PVD 10.276,- kr.

### BASIN WALL-MOUNTED SPOUT 45°

Bica Lavatório Parede 45°



316



FINISHES  
Acabamentos

G7

G6



PVD

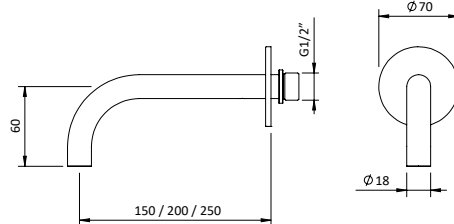
316.0015.150	<b>2.869,- kr.</b>	<b>5.738,- kr.</b>
316.0015.200	<b>2.963,- kr.</b>	<b>5.925,- kr.</b>
316.0015.250	<b>3.056,- kr.</b>	<b>6.113,- kr.</b>

### BASIN WALL-MOUNTED SPOUT 90°

Bica Lavatório Parede 90°



316



FINISHES  
Acabamentos

G7

G6

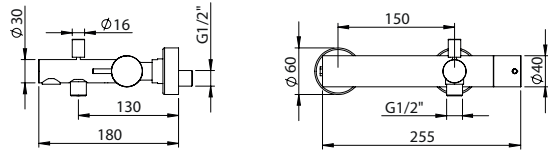


PVD

316.0016.150	<b>2.869,- kr.</b>	<b>5.738,- kr.</b>
316.0016.200	<b>2.963,- kr.</b>	<b>5.925,- kr.</b>
316.0016.250	<b>3.056,- kr.</b>	<b>6.113,- kr.</b>

## SINGLE LEVER BATH TAP

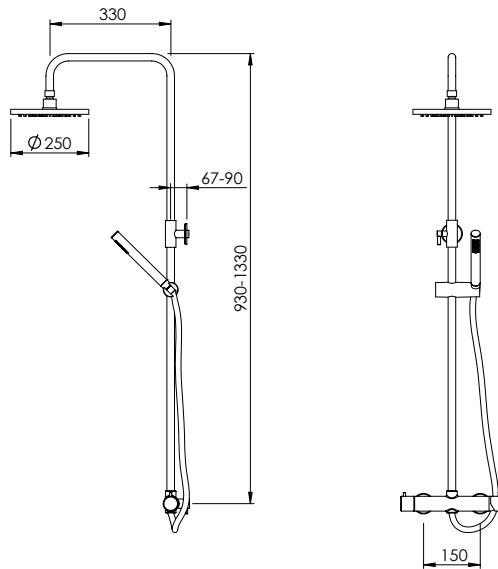
Monocomando Banheira



FINISHES Acabamentos	
G7	G6
316.0020	11.063,- kr. 22.126,- kr.

## ADJUSTABLE ARM SHOWER COLUMN W/ SIDE INVERTER

Coluna Duche Braço Ajustável C/ Inversor Lateral

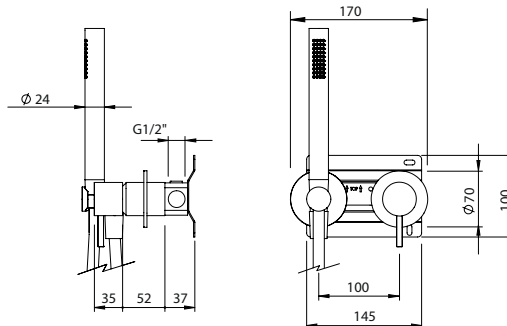


FINISHES Acabamentos	
G7	G6
316.0021	25.052,- kr. 50.103,- kr.



**CONCEALED SINGLE LEVER SHOWER W/ HAND SHOWER EC**

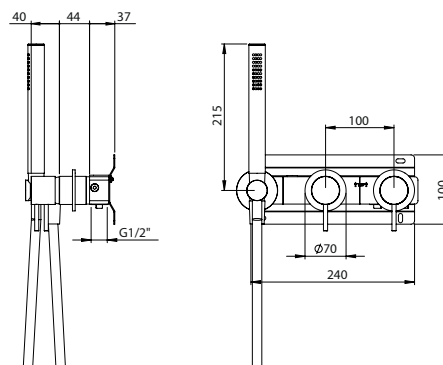
Monocomando Duche Encastrar C/ Chuveiro De Mão EC



<b>PIT</b> INTERNAL PART Parte Interna  316.0025.PIT 2.681,-kr.	<b>PEX</b> EXTERNAL PART Parte Externa  316.0025.PEX 9.076,- kr.	FINISHES Acabamentos	
		<b>G7</b> 	<b>G6</b> 

**HORIZONTAL CONCEALED SINGLE LEVER SHOWER 2 OUTLETS W/ HAND SHOWER EC**

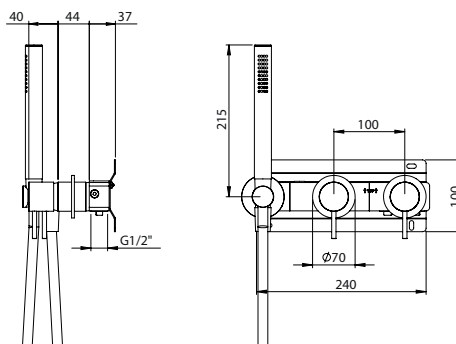
Monocomando Duche Encastrar Horizontal 2 Saídas C/ Chuveiro De Mão EC



<b>PIT</b> INTERNAL PART Parte Interna  316.0026.PIT 4.463,- kr. €	<b>PEX</b> EXTERNAL PART Parte Externa  316.0026.PEX 12.770,- kr.	FINISHES Acabamentos	
		<b>G7</b> 	<b>G6</b> 

**HORIZONTAL CONCEALED SINGLE LEVER SHOWER 3 OUTLETS W/ HAND SHOWER EC**

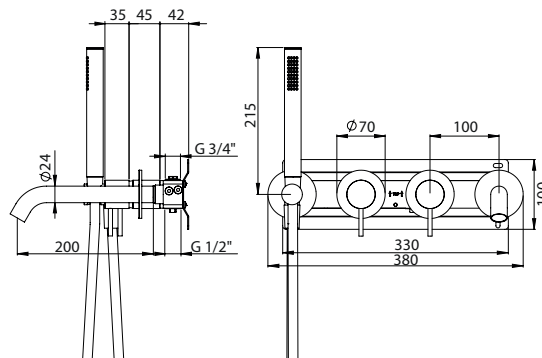
Monocomando Duche Encastrar Horizontal 3 Saídas C/ Chuveiro De Mão EC



<b>PIT</b> INTERNAL PART Parte Interna  316.0027.PIT 4.932,- kr.	<b>PEX</b> EXTERNAL PART Parte Externa  316.0027.PEX 12.770,- kr.	FINISHES Acabamentos	
		<b>G7</b> 	<b>G6</b> 

**CONCEALED SINGLE LEVER 2 OUTLETS W/ HAND SHOWER AND CURVE BATH SPOUT EC**

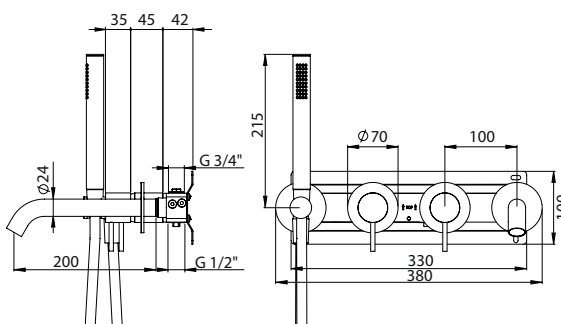
Monocomando Banheira Encastrar 2 Saídas C/ Chuveiro De Mão e Bica De Banheira EC



<b>PIT</b> INTERNAL PART Parte Interna	<b>PEX</b> EXTERNAL PART Parte Externa	FINISHES Acabamentos	
316.0028.PIT 9.019,-	316.0028.PEX	G7	G6 PVD
		14.645,- kr. 29.289,- kr.	

**CONCEALED SINGLE LEVER 3 OUTLETS W/ HAND SHOWER AND CURVE BATH SPOUT EC**

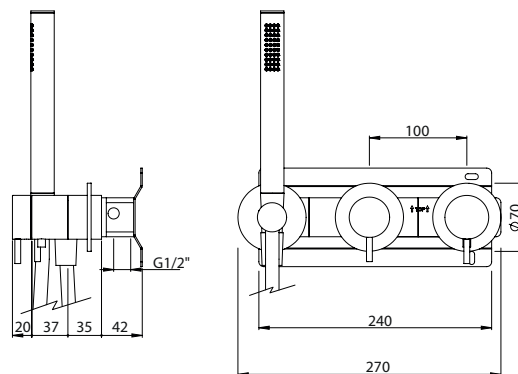
Monocomando Banheira Encastrar 3 Saídas C/ Chuveiro De Mão e Bica De Banheira EC



<b>PIT</b> INTERNAL PART Parte Interna	<b>PEX</b> EXTERNAL PART Parte Externa	FINISHES Acabamentos	
316.0029.PIT 9.019,- kr.	316.0029.PEX	G7	G6 PVD
		14.645,- kr. 29.289,- kr.	

**HORIZONTAL CONCEALED THERMOSTATIC MIXER 2 OUTLETS W/ HAND SHOWER EC**

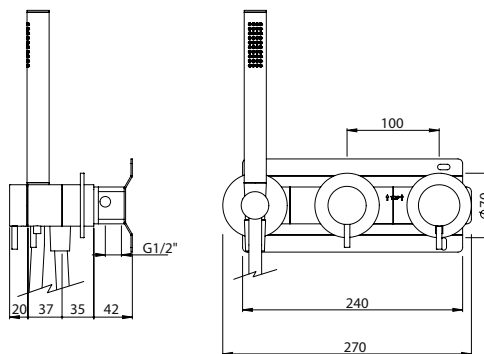
Monocomando Encastrar Termostático Horizontal 2 Saídas C/ Chuveiro de Mão EC



<b>PIT</b> INTERNAL PART Parte Interna	<b>PEX</b> EXTERNAL PART Parte Externa	FINISHES Acabamentos	
316.0036.PIT 7.313,-kr.	316.0036.PEX	G7	G6 PVD
		13.932,- kr. 27.864,- kr.	

**HORIZONTAL CONCEALED THERMOSTATIC MIXER 3 OUTLETS W/ HAND SHOWER EC**

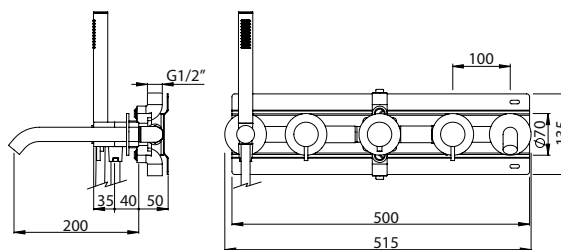

Monocomando Encastrar Termostático Horizontal 3 Saídas C/ Chuveiro de Mão EC



<b>PIT</b> INTERNAL PART Parte Interna  316.0037.PIT <b>8.344,- kr.</b>	<b>PEX</b> EXTERNAL PART Parte Externa  316.0037.PEX <b>13.932,- kr. 27.864,- kr.</b>	FINISHES Acabamentos	
		<b>G7</b> 	<b>G6</b> 

**HORIZONTAL BATH CONCEALED THERMOSTATIC MIXER 2 OUTLETS W/ HAND SHOWER AND SPOUT**

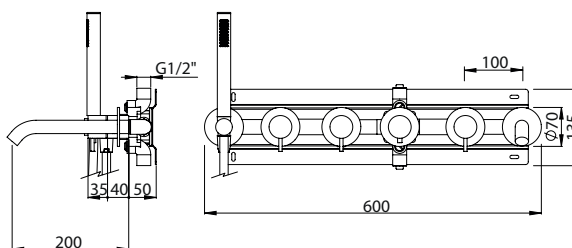
Monocomando Banheira Encastrar Termostático Horizontal 2 Saídas C/ Chuveiro de Mão e Bica



<b>PIT</b> INTERNAL PART Parte Interna  316.0038.PIT <b>13.070,- kr.</b>	<b>PEX</b> EXTERNAL PART Parte Externa  316.0038.PEX <b>15.620,- kr. 31.240,- kr.</b>	FINISHES Acabamentos	
		<b>G7</b> 	<b>G6</b> 

**HORIZONTAL BATH CONCEALED THERMOSTATIC MIXER 3 OUTLETS W/ HAND SHOWER AND SPOUT**

Monocomando Banheira Encastrar Termostático Horizontal 3 Saídas C/ Chuveiro de Mão e Bica



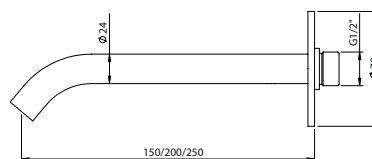
<b>PIT</b> INTERNAL PART Parte Interna  316.0039.PIT <b>13.070,- kr.</b>	<b>PEX</b> EXTERNAL PART Parte Externa  316.0039.PEX <b>15.620,- kr. 31.240,- kr.</b>	FINISHES Acabamentos	
		<b>G7</b> 	<b>G6</b> 

**BATH WALL-MOUNTED CURVE SPOUT 45°**

Bica Curva Banheira Encastrar 45°



316



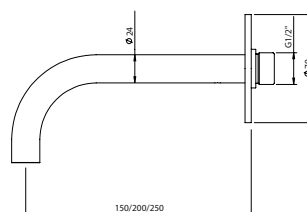
FINISHES Acabamentos		
	G7	G6
		PVD
316.0048	3.300,- kr.	6.600,- kr.

**BATH WALL-MOUNTED CURVE SPOUT 90°**

Bica Curva Banheira Encastrar 90°



316



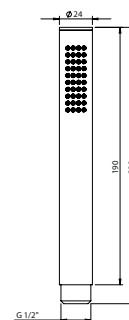
FINISHES Acabamentos		
	G7	G6
		PVD
316.0049	3.300,- kr.	6.600,- kr.

**HAND SHOWER**

Chuveiro de Mão Cilíndrico



316



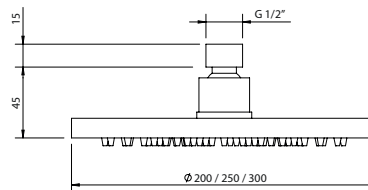
FINISHES Acabamentos		
	G7	G6
		PVD
316.0050	3.807,- kr.	7.613,- kr.

## SHOWER HEAD

Prato De Duche



316



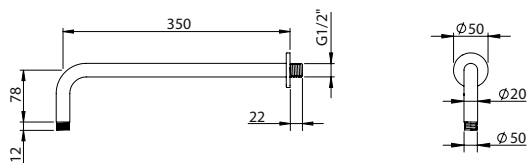
FINISHES Acabamentos	
G7	G6
	PVD

316.0051.200	6.375,- kr.	12.751,- kr.
316.0051.250	10.163,- kr.	20.326,- kr.
316.0051.300	11.232,- kr.	22.464,- kr.

## WALL STEM

Haste Chuveiro Parede




316



FINISHES Acabamentos	
G7	G6
	PVD

316.0052	2.138,- kr.	4.275,- kr.
----------	-------------	-------------



**HORIZONTAL CONCEALED** DE PAREDE HORIZONTAL**HORIZONTAL CONCEALED** DE PAREDE HORIZONTAL

THERMOSTATIC TERMOSTÁTICO



# HAPA MANUFACTURER WARRANTY

## 5 YEARS WARRANTY

We believe in the quality and durability of our products, which is why we voluntarily offer a 5-year warranty extension.

### General Information

HAPA, a brand of the MCT group (Metalúrgica Central da Trofa, Lda), offers its customers a Manufacturer's Warranty on all its products.

For purposes of this Manufacturer's Warranty:

- "Consumer" is any natural or legal person who owns the product and has not acquired it with the aim of reselling or installing it to third parties in the exercise of commercial or professional activities.
- In addition, we consider "Initial Customer" to be the first to purchase Hapa branded products, a reseller or any other natural or legal person, who resells or installs the product in the exercise of their commercial or professional activity.

### Warranty period

The warranty period begins on the date the Initial Customer wishing to claim the warranty purchased a HAPA branded product. The date of purchase must be supported by the original invoice.

It is essential that the original invoice contains the purchase data.

This warranty applies to all HAPA branded products for a period of 5 years from the date of purchase as stated on the original invoice.

### How to trigger a warranty claim?

Rights under this warranty may be asserted by the Consumer within the warranty period upon written notification of defects to HAPA or the retailer from whom the Initial Customer purchased the product.

It is mandatory that the Consumer proves with the original invoice that the guarantee has not expired.

The prerequisite for the validity of this warranty is professional installation and maintenance. This includes, but is not limited to, ensuring that water pipes are properly flushed to normal applicable standards, especially prior to product installation or after construction work.

### The warranty claim does not cover:

Wearing parts such as seals, sealing rings, soap dispenser pumps, due to wear; damage caused by improper installation; products installed in environments with a high chlorine content, such as swimming pools; display products; consumables such as batteries, filters or aerators, due to consumption; dirt injections, limescale deposits, operating and handling errors, damage due to aggressive environmental influences, chemicals, and cleaning agents;

### The warranty period ends:

In case of damage caused by force majeure or natural disasters, in particular, but not exclusively, floods, fires or frost; for products that have not been used or are not being used in accordance with their intended purpose; in the event of non-compliance with the instructions for assembly, care and use provided; if installation, maintenance and repair or care has not been carried out by a specialist; in case of damage caused by the seller, installer or third parties; if the damage is caused by negligence, contributory negligence; in case of inadequate or faulty maintenance;

### Non-applicability of the warranty

If it turns out that a defect in the product is not covered by this guarantee, the costs of shipping and transporting the product must be borne by the Consumer. In addition, the Consumer must bear the costs incurred in investigating the products and the costs of dismantling and reinstalling the product. If the Consumer has been informed that the warranty does not apply, but still wants the repair carried out, the Consumer must bear the additional costs of replacement parts and labor costs.

### Final provisions

This warranty applies to any future owner of the product who is a consumer and subject to the conditions set out above. This guarantee is subject to the law of PORTUGAL.

# HAPA

[info@hapa.design](mailto:info@hapa.design)

[hapa.design](http://hapa.design)